

Etac Swift Mobile Tilt

With a unique tilt in space function.

Etac Swift Mobile Tilt is available in two models. Both have manually operated tilt functions but with different weight capacity. They all have the same characteristic design and functions as Etac Swift Mobile, page 26. As an option Swift Mobile Tilt can be equipped with a power unit for the tilt function.

Tilting operated from the side

Etac Swift Mobile Tilt has the unique function which enables tilt manoeuvring from the side. This gives the best conditions for an ergonomically correct work position for the carer. It also enables eye contact and communication with the care recipient during the tilting process.

Assisted restoring to an upright position

The gas pistons work to facilitate bringing the seat into an upright position. When tilting, the user's body weight will act as counterweight and make the movement smooth. This reduces the risk of carers suffering work related injuries. The seat height can be set in various fixed positions and it's done without using tools.



A tilted position increases stability and facilitates in care situations.



Power tilt function for easy and smooth manoeuvre

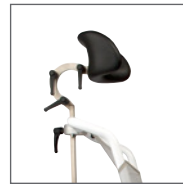
Etac Swift Mobile Tilt can be equipped with a power unit to control the tilt function which is maneuvered with a practical hand control. This means that the user is also able to control the tilt function. The Power unit occupy very little space, which means that the shower stool can still be positioned over the toilet. The chair is approved to be used in the shower and a separate battery charger is included.

Features



Unique tilt bar

The bar for the tilt mechanism is easy to reach from either side.



Head Support

The adjustability ensures a comfortable and restful support.



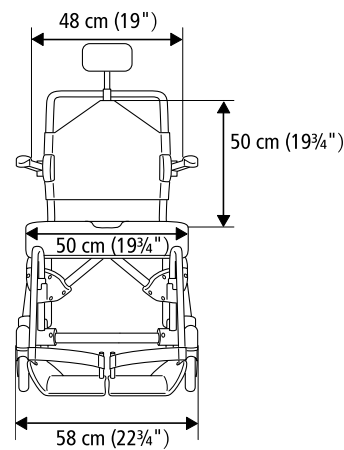
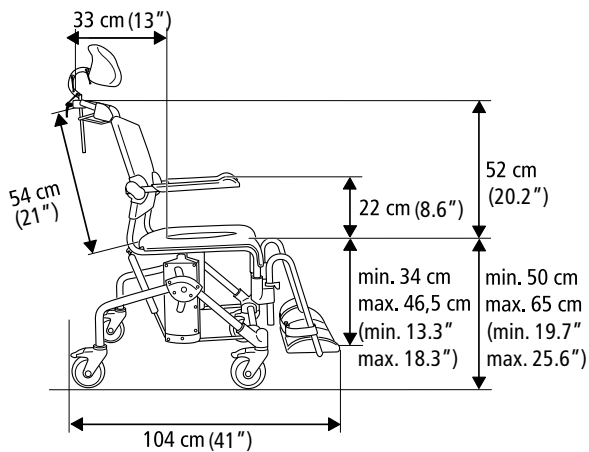
Close contact during the tilting process

The unique tilt function enables an ergonomically correct working position for the carer who is able to maintain eye contact with the care recipient.



Power tilt unit

Enables a better working environment. Smooth manoeuvre with a practical hand control.



Accessories

See our wide range of accessories
"Accessories for all Swift Mobile models"
on page 34

Description Etac Swift Mobile Tilt

Swift Mobile Tilt	80209410
Swift Mobile Tilt with bucket holder	80209411
Swift Mobile Tilt with pan holder	80209412
Swift Mobile Tilt with power unit	80209490
Swift Mobile Tilt with power unit incl. bucket holder	80209491
Swift Mobile Tilt with power unit incl. pan holder	80209492

Standard: head support, back support, arm supports, seat, foot supports, heels traps, and 4 lockable castors.

Dimensions

Adjustable tilt in space: 0° to -35° can be set to +5° to -30°

Material

Gas pistons: lift capacity 130N
Other material: see "Etac Swift Mobile shower commode"
on page 26

Weight

19.7 kg (43.4 lbs)
With power unit: 23.6 kg (52 lbs)



Clean the product with a solvent-free cleaning agent (pH level 6–9),
or with a 70% disinfectant solution. Can be decontaminated at max.
85°C / 185°F if so required.